



**PORT of
SAN DIEGO**
Waterfront of Opportunity

National City City Council May 3, 2022

Report from Port Commissioner Sandy Naranjo

Preliminary Budget FY 2023 (millions)

| | Adjusted Budget FY 2022 | Preliminary Budget FY 2023 | Forecast FY 2024 | Forecast FY 2025 |
|--|-------------------------------|----------------------------------|---------------------|---------------------|
| Revenue | | | | |
| Operating | \$ 155.5 | \$ 188.1 | \$ 199.0 | \$ 207.1 |
| Non-Operating | 10.8 | 75.4 | 8.8 | 8.8 |
| Total Revenue | \$ 166.2 | \$ 263.5 | \$ 207.7 | \$ 215.9 |
| Expenses | | | | |
| Personnel | \$ 105.1 | \$ 110.3 | \$ 114.3 | \$ 117.9 |
| Non-Personnel | 69.3 | 71.9 | 68.9 | 71.0 |
| Major Maintenance Expense | 0.5 | 0.5 | 0.5 | 0.5 |
| Capitalized Labor | (2.6) | (3.9) | (2.0) | (2.0) |
| Total Expenses | \$ 172.4 | \$ 178.7 | \$ 181.7 | \$ 187.3 |
| Other Sources and Uses* | \$ (5.6) | \$ (84.8) | \$ (20.7) | \$ (21.3) |
| Unrestricted Sources Over Uses of Funds | \$ (11.7) | \$ - | \$ 5.3 | \$ 7.4 |

*Refer to section 1 page 23 in the FY 2023 Budget Book for details

Five-Year Capital Improvement Program (CIP)

- FY 2019-2023 CIP is wrapping up
- No additional funding is being proposed to the CIP for FY 2023

| | REMAINING FY 2019-2023 CIP BUDGET | PLANNED FY 2023 EXPENDITURES | PROJECTED REMAINING CIP BUDGET AFTER FY 2023 |
|---|---|---------------------------------|--|
| Imperial Beach Pier Enhancements | 1,456,200 | 1,456,200 | — |
| Sweetwater Park | 1,250,600 | 1,250,600 | — |
| Setback Park/Plaza | 1,057,009 | — | 1,057,009 |
| Microgrid Infrastructure at TAMT ⁽¹⁾ | 950,000 | 950,000 | — |
| Cold Ironing Phase 2 at B Street and Broadway Piers | 895,500 | 895,500 | — |
| Security Gate Physical Enhancements at TAMT ⁽²⁾ | 659,500 | 659,500 | — |
| Chula Vista Bayfront - South Campus Pavement and Foundation Demolition | 479,000 | — | 479,000 |
| National City Balanced Land Use Plan | 397,600 | 397,600 | — |
| Security Gate Physical Enhancements at B Street Cruise ⁽³⁾ | 2,800 | 2,800 | — |
| TOTAL CAPITAL IMPROVEMENT PROGRAM | \$7,148,209 | \$5,612,200 | \$1,536,009 |
| Capitalized Labor ⁽⁴⁾ | 850,000 | 850,000 | — |
| CIP Contingency ⁽⁴⁾ | 610,000 | — | 610,000 |
| CIP Reserve | 250,000 | — | 250,000 |
| TOTAL CAPITAL IMPROVEMENT PROGRAM | \$8,858,209 | \$6,462,200 | \$2,396,009 |

May 5th 6 pm Pepper Park Design Workshop at ILWU 29!




Pepper Park Design

Community Workshop #2



**Thursday, May 5
6 pm | In person!**

See and provide input on a draft preliminary design plan.

ILWU Local 29, 1000 Bay Marina Drive, Suite 102, National City



portofsandiego.org/nationalcitybayfront


Disenyo ng Pepper Park

Workshop ng Komunidad #2

**Huwebes, Mayo 5
6 pm | In person!**

Suriin at magbigay ng input sa isang draft na paunang plano sa disenyo.

ILWU Local 29, 1000 Bay Marina Drive, Suite 102, National City



portofsandiego.org/nationalcitybayfront




Diseño de Pepper Park

Taller comunitario #2

**Jueves, 5 de mayo
6 pm | ¡En persona!**

Revisa y proporciona información sobre un borrador del plan de diseño preliminar.

ILWU Local 29, 1000 Bay Marina Drive, Suite 102, National City



portofsandiego.org/nationalcitybayfront

A teal-tinted background image of a harbor scene. In the foreground, a white metal truss bridge spans across the water. Several small motorboats are docked at a pier. In the background, a city skyline with various high-rise buildings is visible across the water.

QUESTIONS?



PORT of
SAN DIEGO
Waterfront of Opportunity

Thank You!